

Morval Neighbourhood Plan Questionnaire Report

July 2020



Oravia House, Trevarthian Road, St Austell PL25 4BH

Office 01726 67591 | www.situ8.co.uk

Contents

	Page
1. Introduction	4
2. Aims of the Consultation	4
3. Questions, Results and Analysis	4
4. Responses	5
Section 1: Community, Heritage and Environment	5
Section 2: Transport and Getting around	9
Section 3: Employment & Enterprise	16
Section 4: Housing & Development	20
Section 5: Tourism	26
Section 6: Energy Efficiency and Renewable Energy	27
Section 7: Your Details	28
Section 8: Demographic Information	29
5. Conclusions	32

1. Introduction

A Neighbourhood Planning is one of the new 'rights' introduced in the Localism Act 2011. It is a way that communities can have their say on the type of development they want to see in their area. A Neighbourhood Plan, once adopted, will form part of the Local Development Plan.

Morval's Neighbourhood Plan steering group set out to help enable the whole community to have an opportunity to engage with the neighbourhood planning process for their Parish.

2. Methodology

Morval's Neighbourhood Plan Questionnaire was developed by: Morval's Neighbourhood Plan Steering Group and Paul Webber the appointed neighbourhood planning consultant. A copy of the questionnaire is included as Appendix A.

The Neighbourhood Plan Questionnaire was delivered to every household within the parish. Additionally questionnaires could be filled in online. The questionnaire was delivered to households in January 2020, with an initial closing date of 31st January extended to 10th February.

The responses to all questions asked are included within the Questions, Results and Analysis section and where appropriate these are commented upon and further analysis conducted.

3. Questions, Results and Analysis

Response Rate

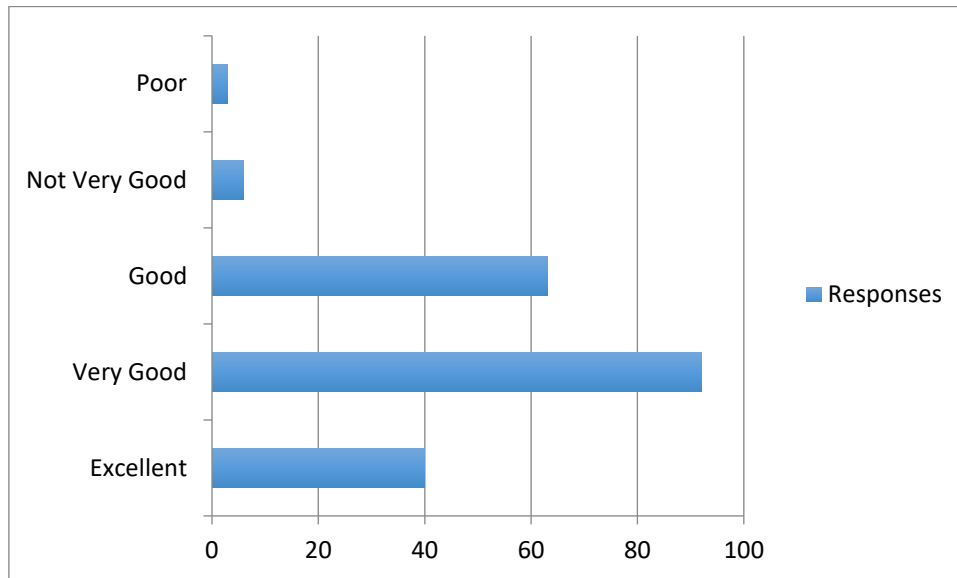
Altogether, questionnaires were delivered to 350 addresses, and 204 completed questionnaires were returned. Among these, it was clear that 8 households returned more than one questionnaire, suggesting that 196 households responded. From the demographic information, over 100 of the responses might have represented the views of a couple or family, though this was only clearly stated in a few cases.

Therefore 56% of households took the opportunity to respond.

4. Responses

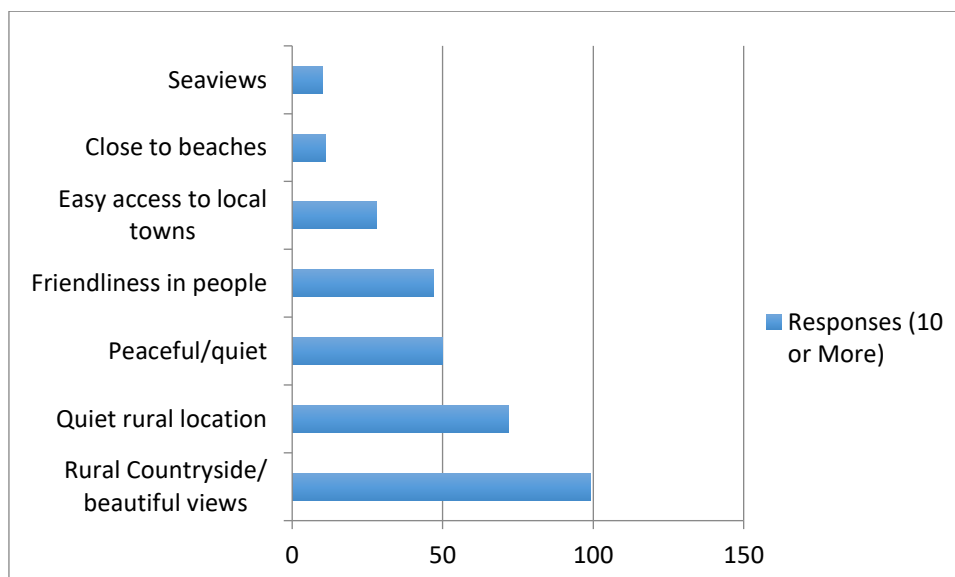
Section 1: Community, Heritage and Environment

1. How do you rate Morval Parish as a place to live or do business in?



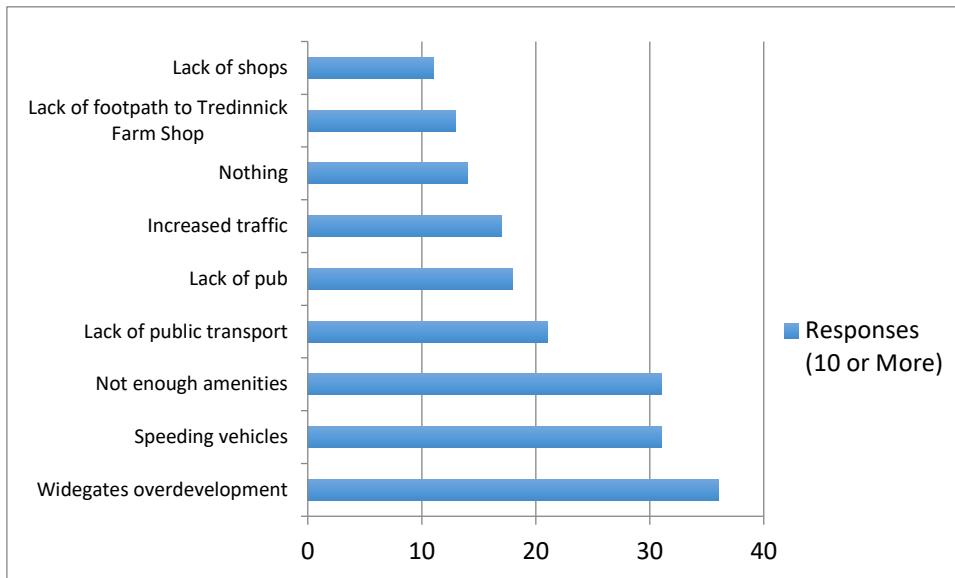
There was very positive feedback as to how the respondents see the parish with over 90% rating their experience as good, very good or excellent.

2. What do you value most about living in Morval Parish?



Most respondents valued the rural setting of the parish combined with the peacefulness that brings very highly.

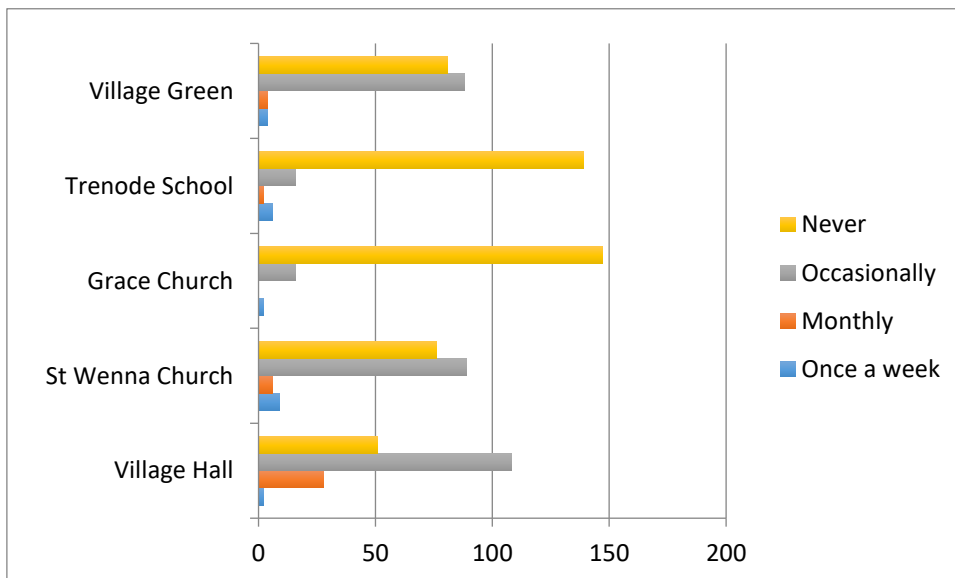
3. What do you dislike most about living in Morval Parish?



The overdevelopment of Widegates was the most disliked aspect of living in the Parish according to 36 respondents. This was closely followed by the lack of amenities.

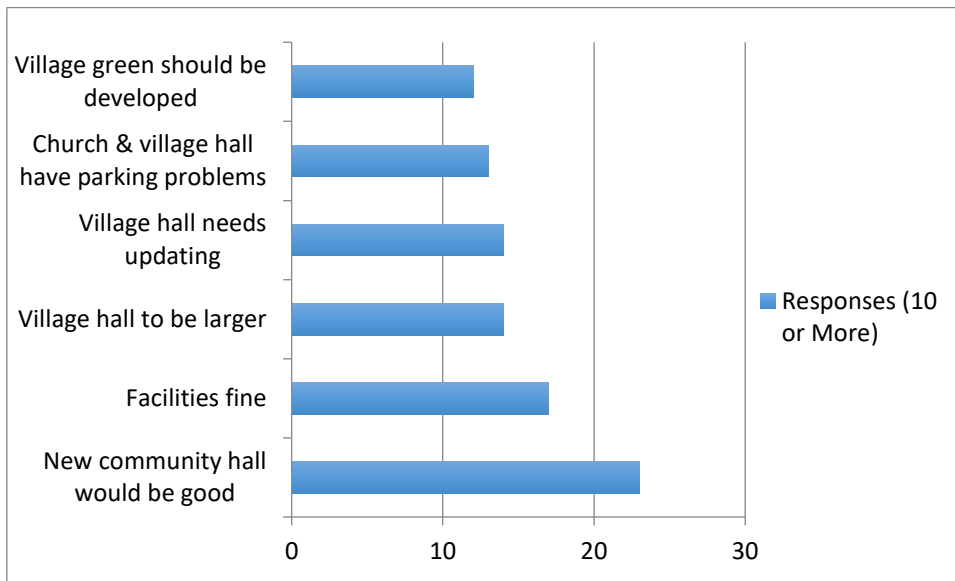
Transport issues also rated highly with speeding vehicles being seen as a problem along with the lack of public transport.

4. How often do you use the following community facilities in the Parish?



The most used facilities in the Parish were the village hall, green and St Wenna Church.

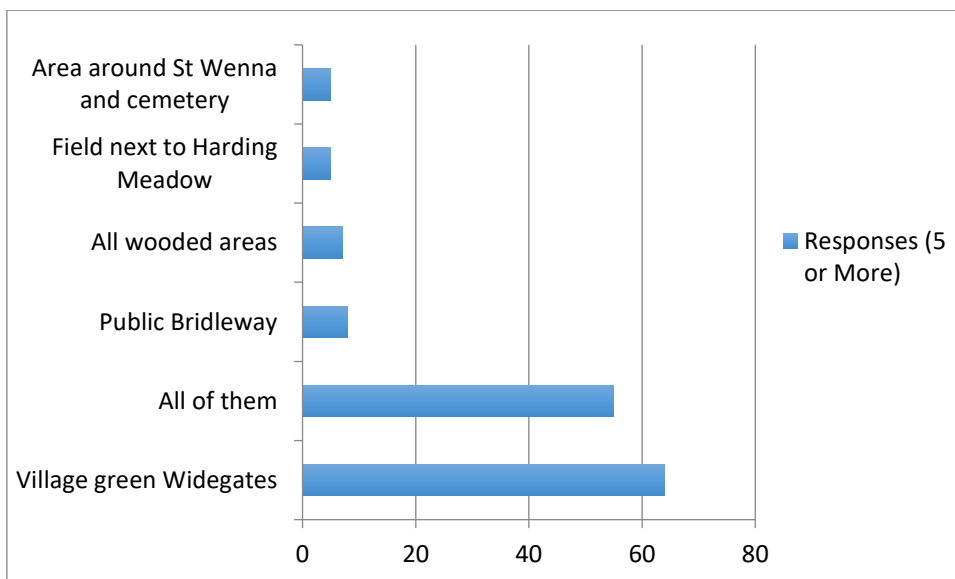
5. Do you feel any of the facilities listed below should be improved, or expanded? If so, please say how you would like to see them improved?



The most popular response was for a new community hall to be provided and this maybe because of the issues with the current village hall which some respondents felt was too small and needed to be updated.

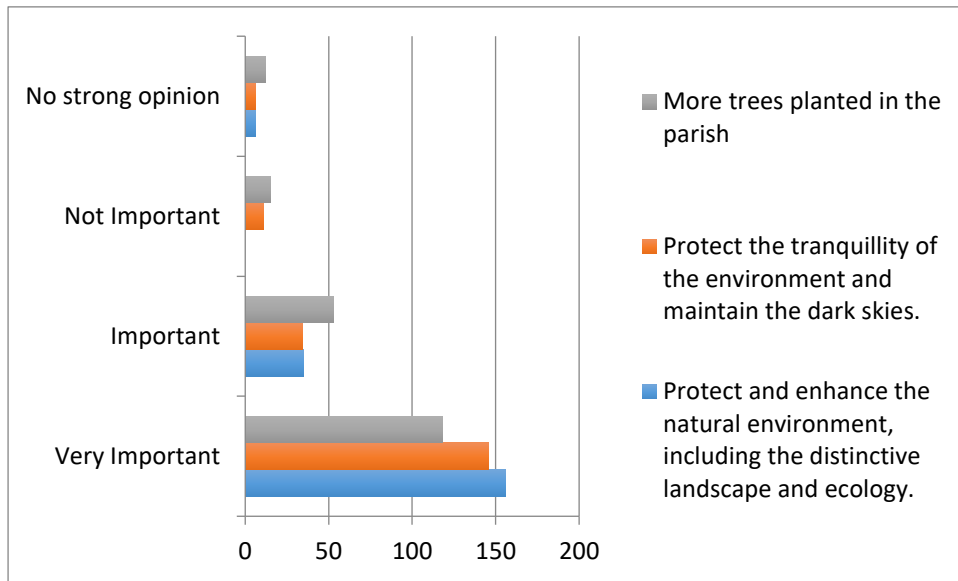
6. Green spaces are any open spaces of land that are accessible to the public. This can include: playing fields and sports pitches, wildlife areas, parks, community gardens, greens, playgrounds and cemeteries. Local communities can protect very important green areas by designating them as 'Local green spaces'.

Are there any green spaces in the Parish that should be protected?



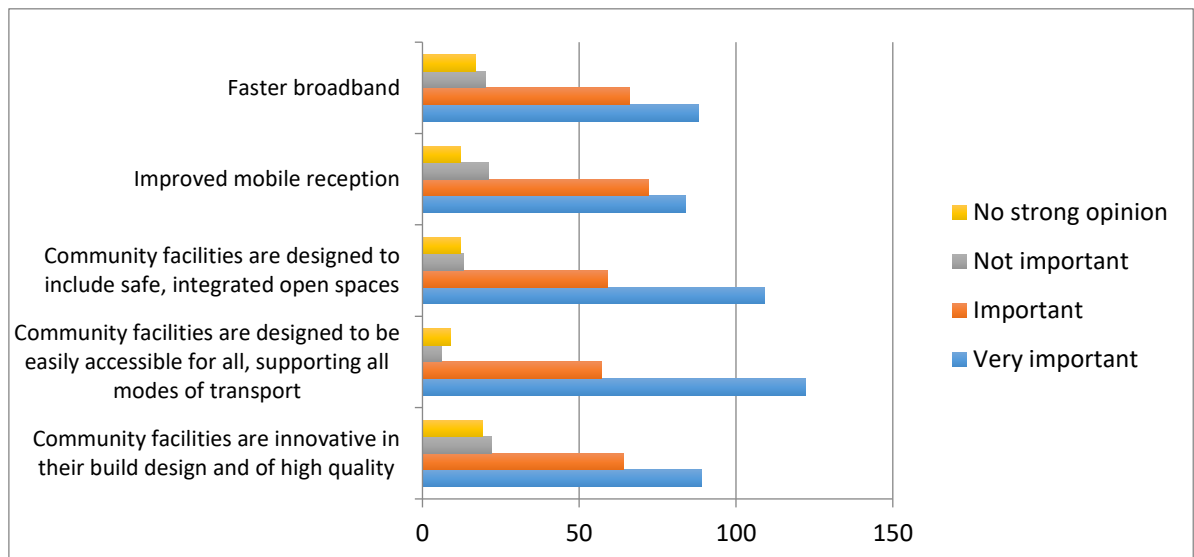
Green spaces are clearly highly valued by residents, with many responding that they should all be protected, and Widegates Village Green receiving many specific mentions.

7. Thinking about the NATURAL ENVIRONMENT, how important to you is each of the following?



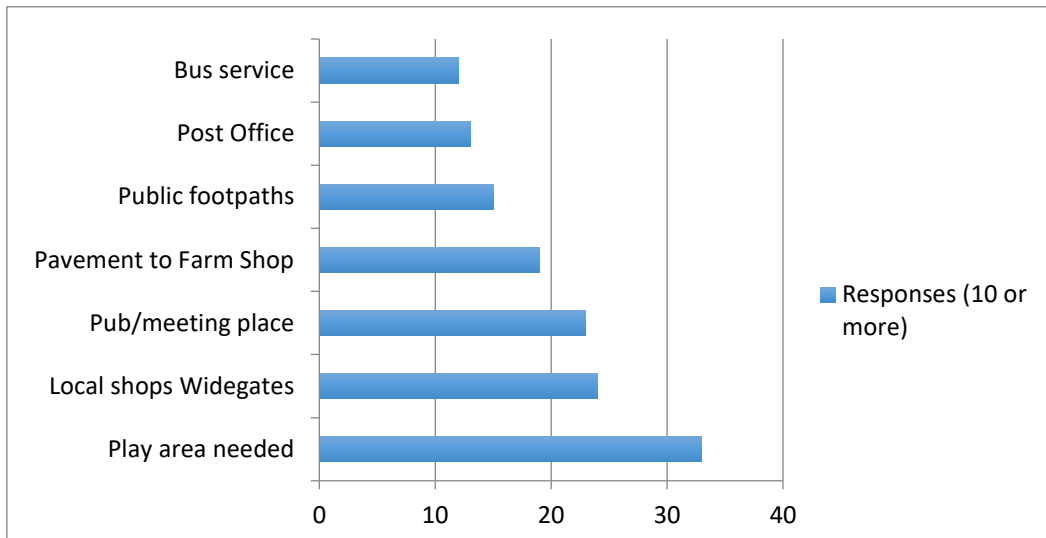
The natural environment was considered very important to respondents with nearly 80% wanting to protect and enhance the natural environment and 74% felt that the tranquillity that comes with living in a rural area also needed protecting.

8. Thinking about any new COMMUNITY FACILITIES development in the Parish, how important to you is each of the following?



The accessibility of new community facilities for all was considered to be the most important out of the options given closely followed by providing safe integrated open spaces.

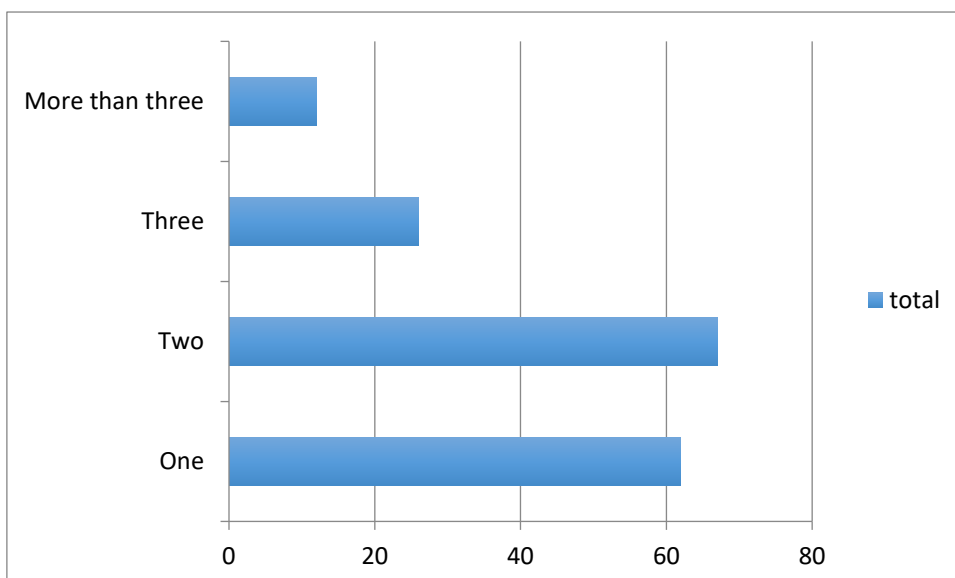
9. Are there any community facilities that you feel are missing or underdeveloped in Morval Parish?



There were many responses highlighting what was missing in the Parish but only one person mentioned some of these. The most popular response given by 33 people was that the area needed a play area while a further 20 responses highlighted the need for local shops at Widegates and a pub/meeting place.

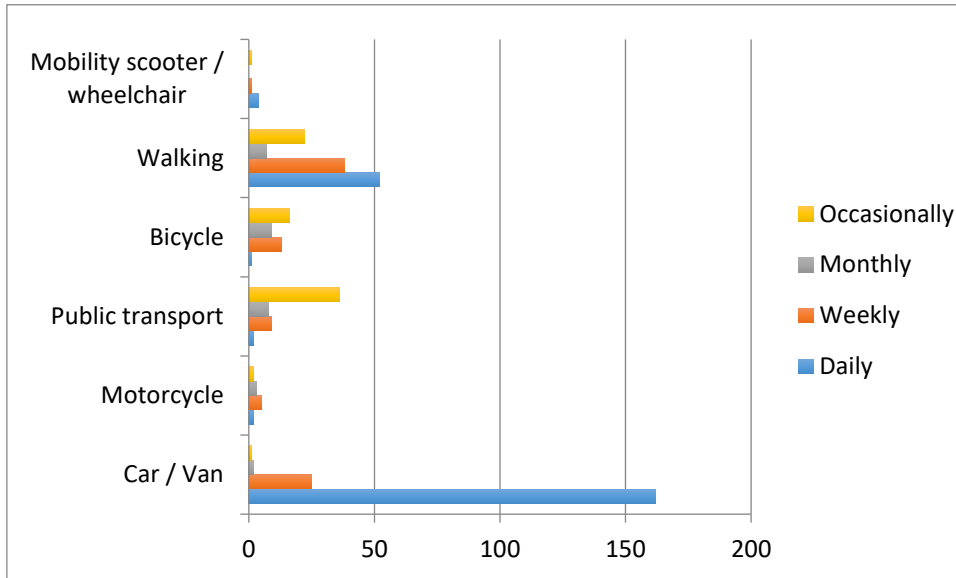
Section 2: Transport and Getting around

1. How many vehicles does your household have?



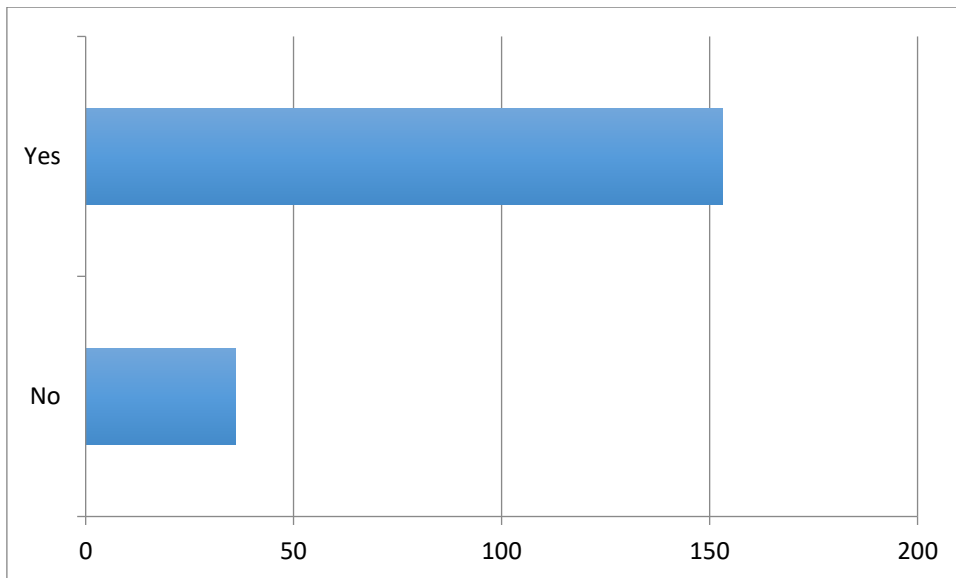
Nearly 63% of respondents have one or two cars within their household while a further 13% had more than three. Morval is a rural Parish where private transport is needed to get around and the response fits with responses elsewhere which highlight the lack of public transport in the Parish.

2. Presently what forms of transport do you typically use on public roads within the Parish?

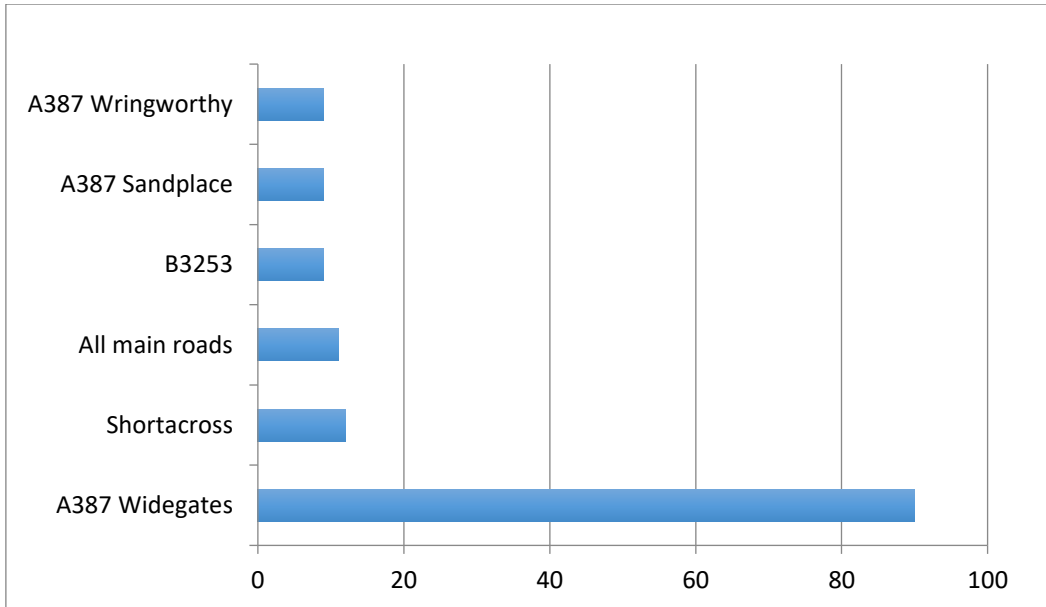


The responses are consistent with the previous question about car ownership and lack of public transport with nearly 74% of respondents using private motorised vehicles on a daily basis.

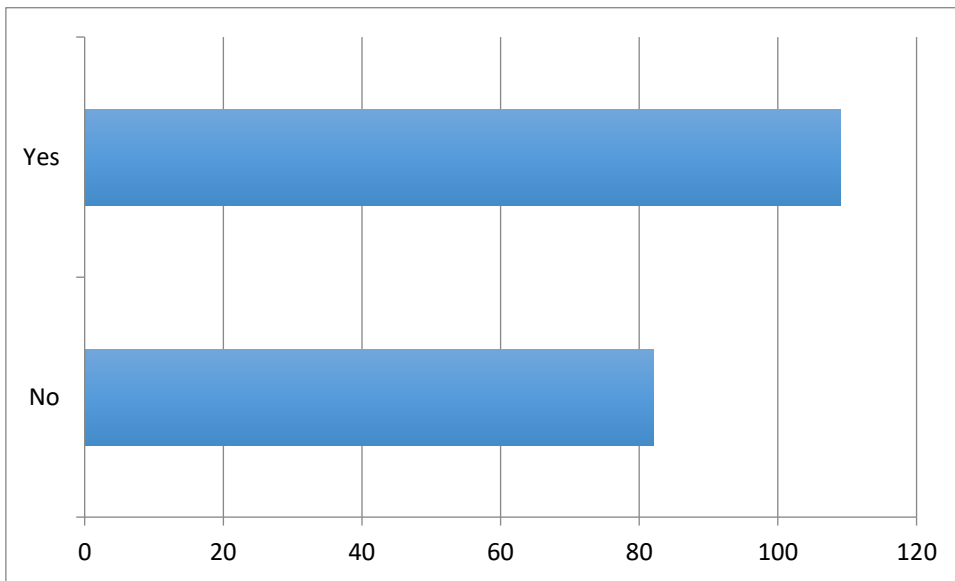
3. Are you concerned about the speed of traffic in the Parish?



Overwhelmingly 81% of responses were concerned about speed levels in the Parish with the A387 at Widegates being of particular concern as can be seen by the graph below.

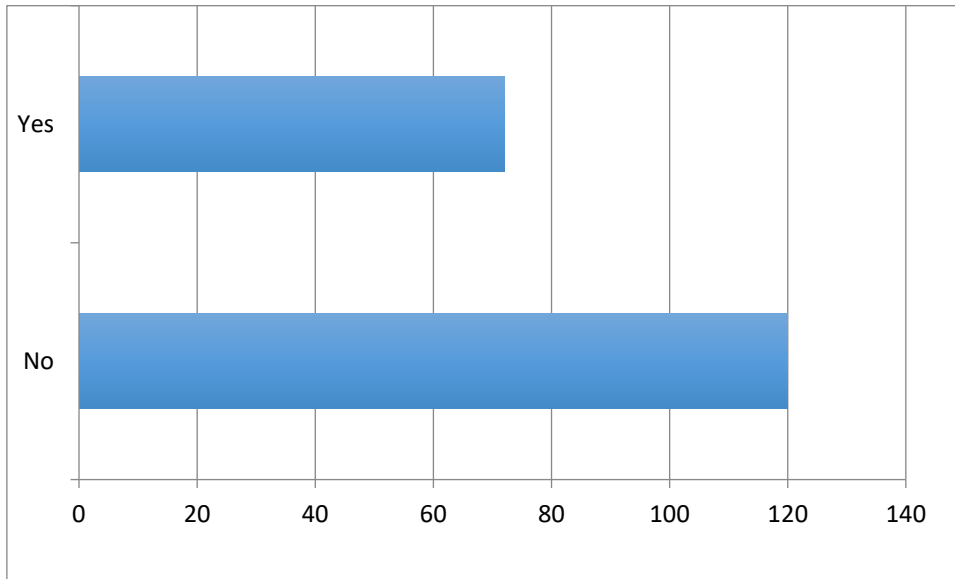


4. Are you concerned about the volume of traffic in the Parish?



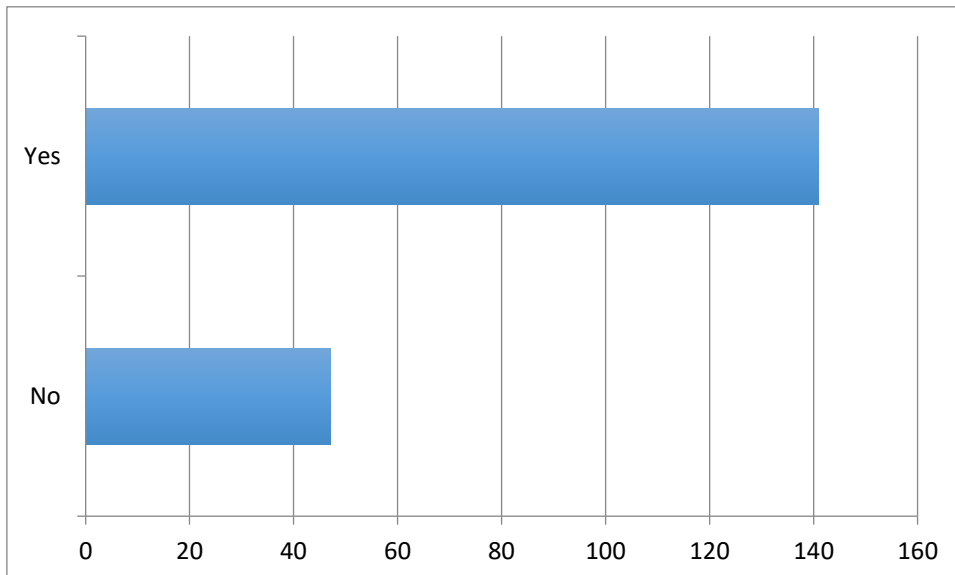
There was also some concern over the volume of traffic that the Parish experiences particularly in Widegates village on the A387 and during the tourist season.

5. Are you concerned about the school run traffic in the Parish?



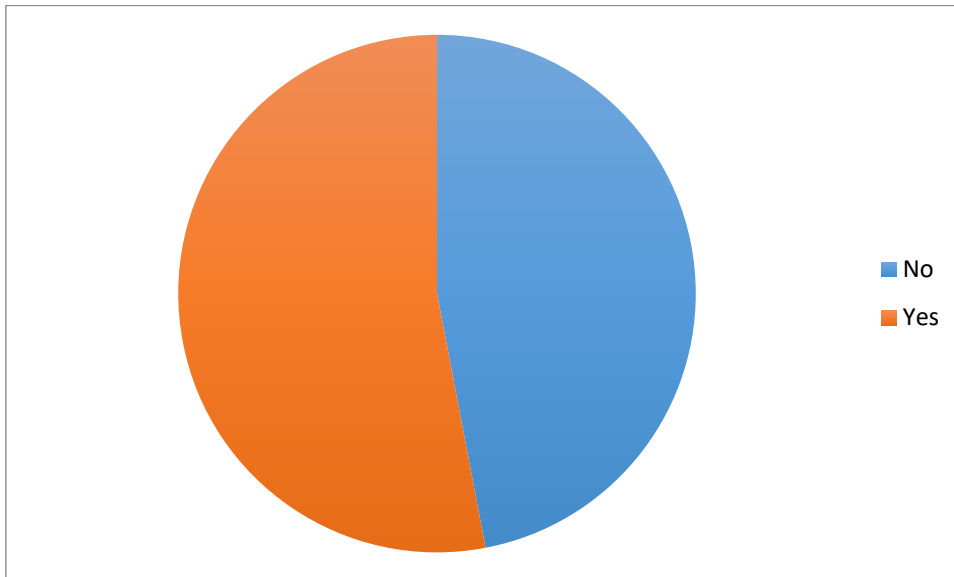
While there was some concern about school run traffic within the Parish over 60% of respondents didn't feel this was an issue although this situation would be improved through the delivery of more parking or a drop off point.

6. Are you concerned about the narrowness/ lack of pedestrian pathways in the Parish?



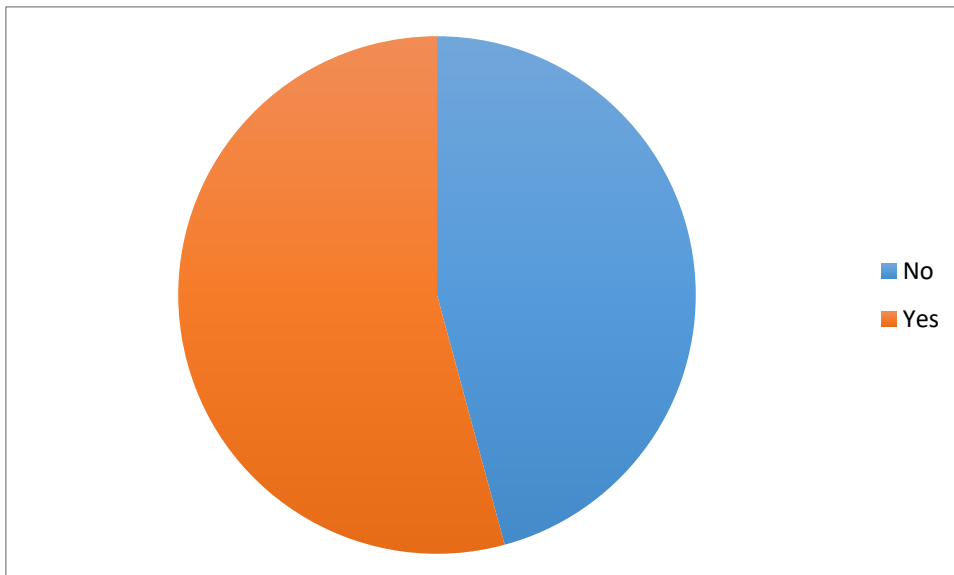
75% of respondents were concerned about the lack of pedestrian paths within the Parish. Morval is a rural Parish where there are historically less footpaths than in urban area, however it was clear that the key concern was the route from Widegates to the Farm Shop with 42% of respondents stating that as the priority.

7. Are you concerned about obstructions to visibility on roads and pavements in the Parish?



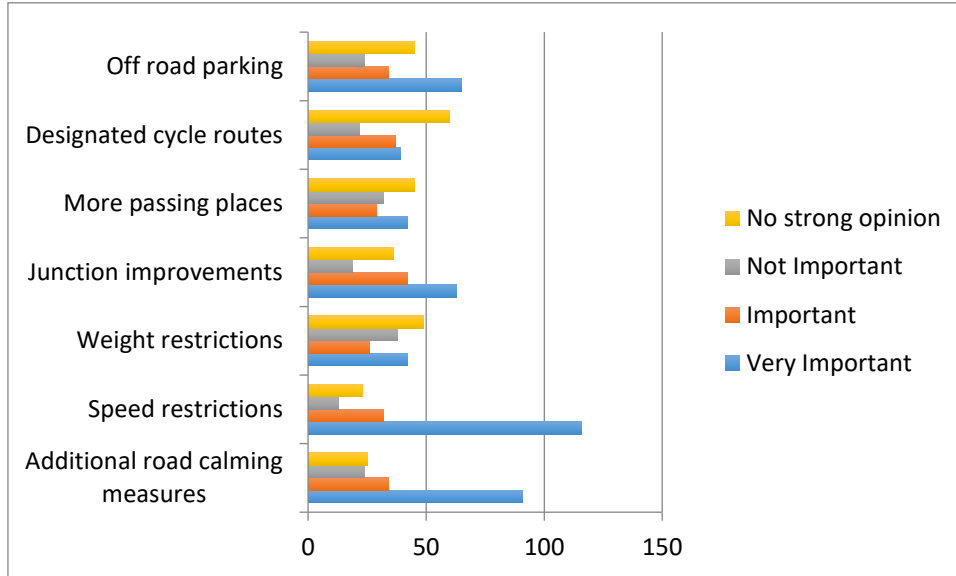
There was less of a concern over the visibility on roads with the key issue being at the Farm shop junction.

8. Are you concerned about large vehicles passing through the Parish?



There was a 54/46% split on the responses with respondents highlighting that there was some concern around large vehicles especially on the narrow roads and at Widegates.

9. Thinking about things that could be done to encourage road safety in the Parish (bearing in mind future traffic growth due to any possible new developments), which of the following do you feel would be important? Please tick one box in each row and state where.



Additional road calming and speed restrictions were the highest priority amongst respondents particularly at Widegates, which also scored highly on weight restrictions of traffic passing through the village.

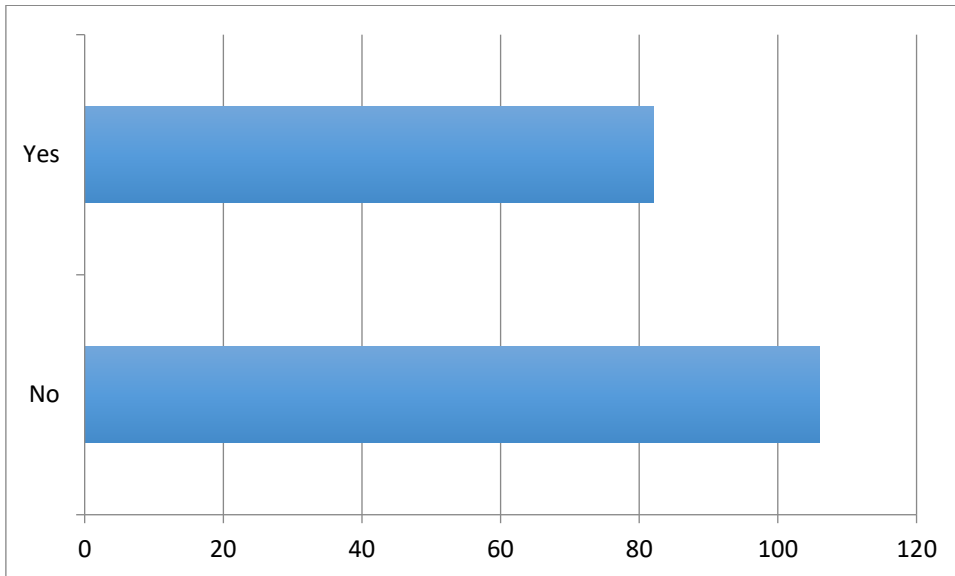
Respondents highlighted Shortacross, Venton Vanes, Farm shop and the top of Trenode Road as being the key areas for junction improvements while there was also support for designated cycle routes wherever possible.

10. Do you have any other safety concerns when travelling around the Parish? Can you suggest solutions to any specific issues raised?

Respondents didn't put forward many concerns with regard to travel safety with footpath and bridleway maintenance raised by only two responses being the highest scoring.

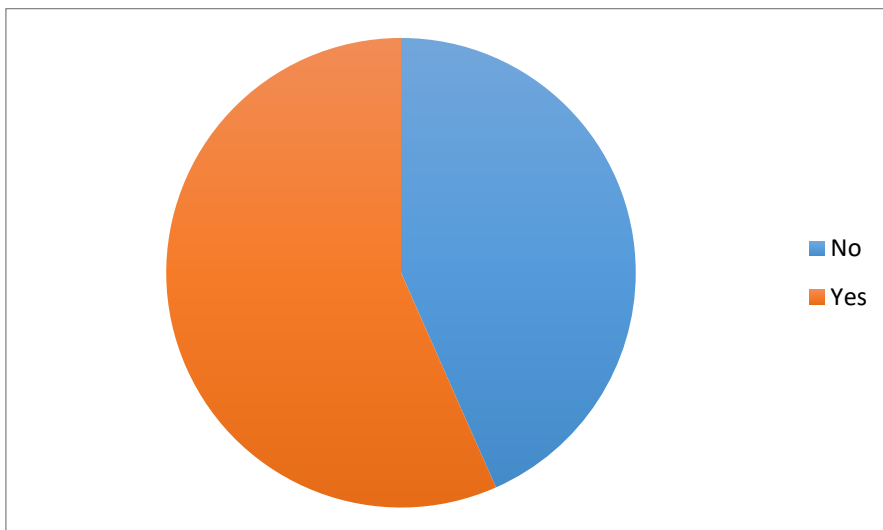
A number of solutions were put forward by respondents, which included a footpath to the Farm shop, junction mirrors, stricter speed limits and a one-way system past the school.

11. Presently do you have any difficulties accessing community facilities using the current network of cycle routes, byways, bridleways and footpaths?



The majority of respondents 56% presently can access the community facilities with the Parish, however a significant amount 44% still found this difficult.

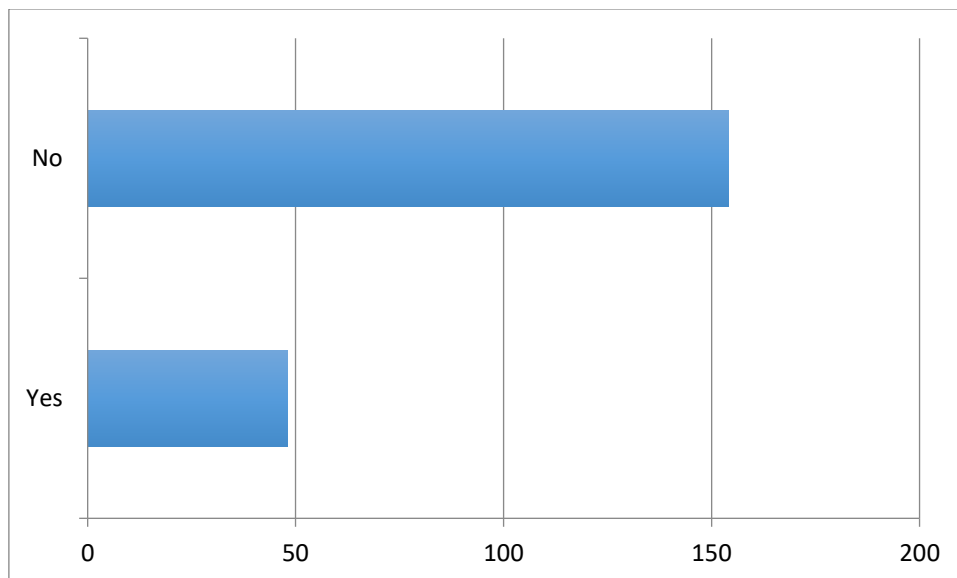
12. Thinking about accessing community facilities and the countryside, both now and into the future, would you like to see new cycle routes established?



There was support for the creation of new cycleways around the Parish with 57% of respondents in favour highlighting that the route from Widegates to Looe in particular could benefit.

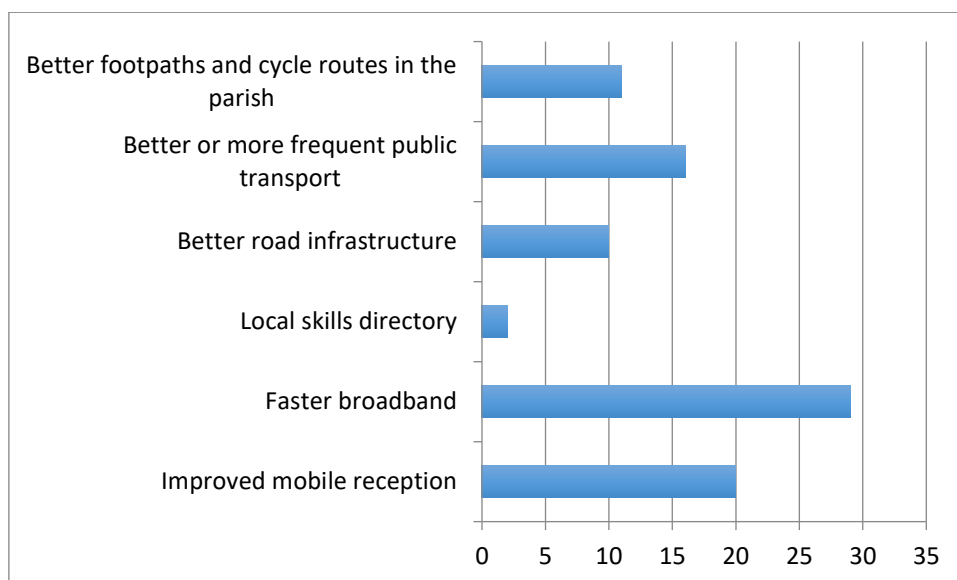
Section 3: Employment & Enterprise

1. Do you work in or run a business in Morval Parish? If **NO**, please skip the next three questions



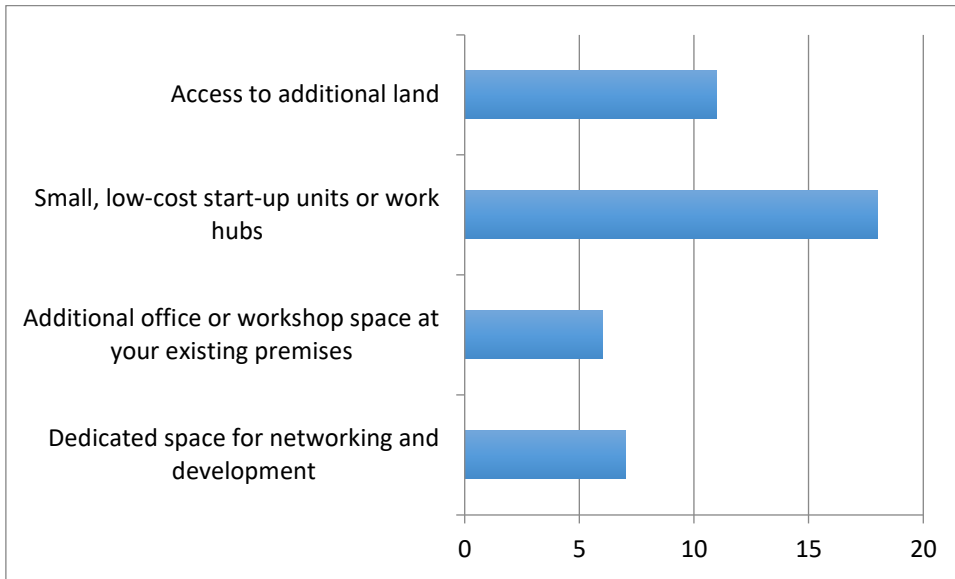
24% of respondents were working or running their own business within the Parish.

2. Please rank the following aspects of infrastructure in order of importance to you. This could be either in terms of your experience of working in Morval Parish, or in terms of supporting the growth of your business or service.



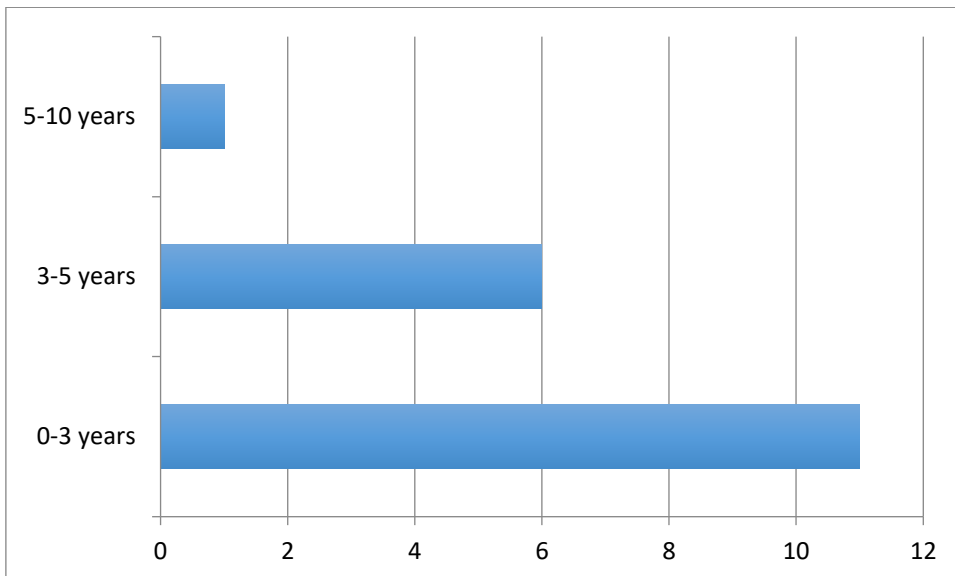
Technology improvements were of most importance to those working in the area with faster broadband seen as the most important followed by improvements to the mobile phone reception.

3. If you anticipate needing new business premises, what sort of premises would you like to see?



Nearly 43% of responses highlighted the need for small low costs units while a further 26% felt that their business needed access to additional land.

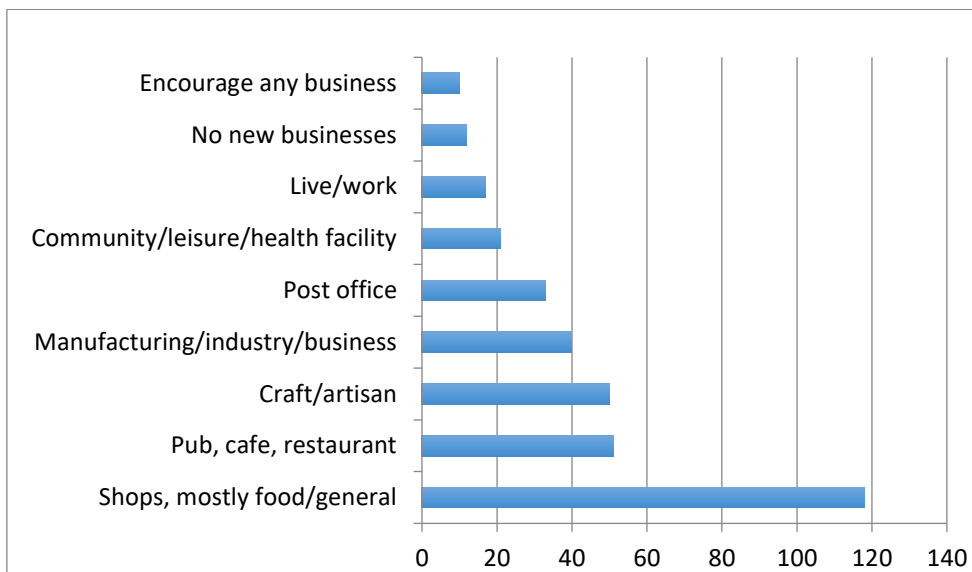
4. If you are anticipating needing more space, when is this need likely to arise?



The commercial response was that 61% of businesses would need additional space within the next three years.

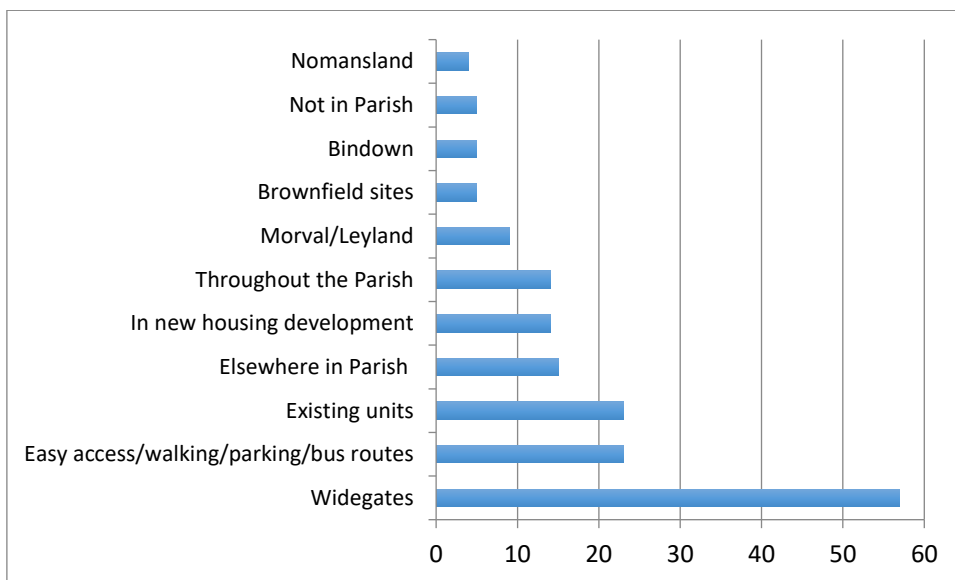
Questions from here to be answered by all

5. What sorts of businesses, if any, do you think should be encouraged in the Parish?
e.g. shops, manufacturing, live/work, artisan crafts etc.



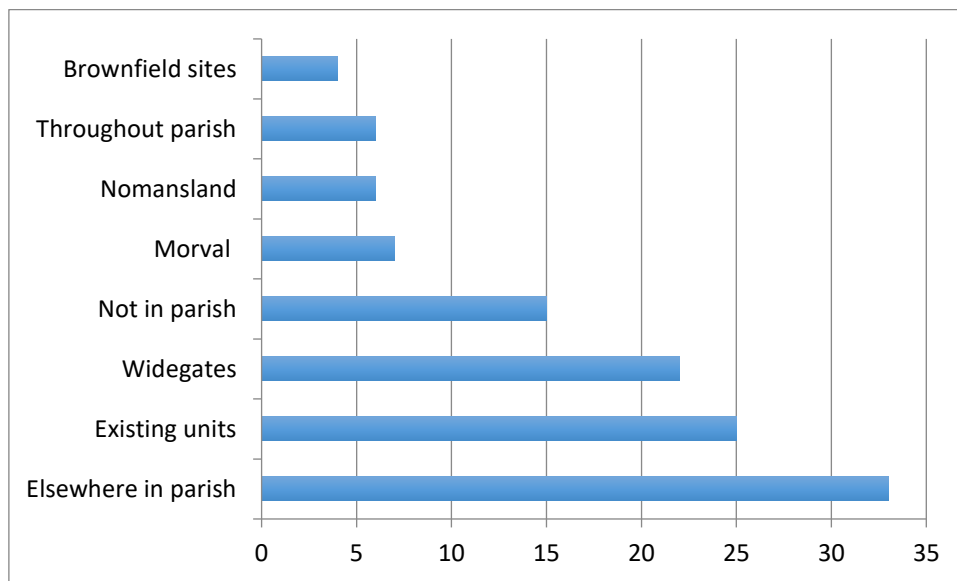
Over half of respondents felt the Parish should be encouraging more shops within the Parish; there was also support for food and drink establishments, artisan crafts industry and post office facilities.

6. Where should these be situated?



Widegates was a clear favourite in terms of where business should be located. This is where the highest percentage of the population live and new employment in this location rather than elsewhere in the Parish would be the most sustainable location.

7. If new business units were to be built, where should they be situated?



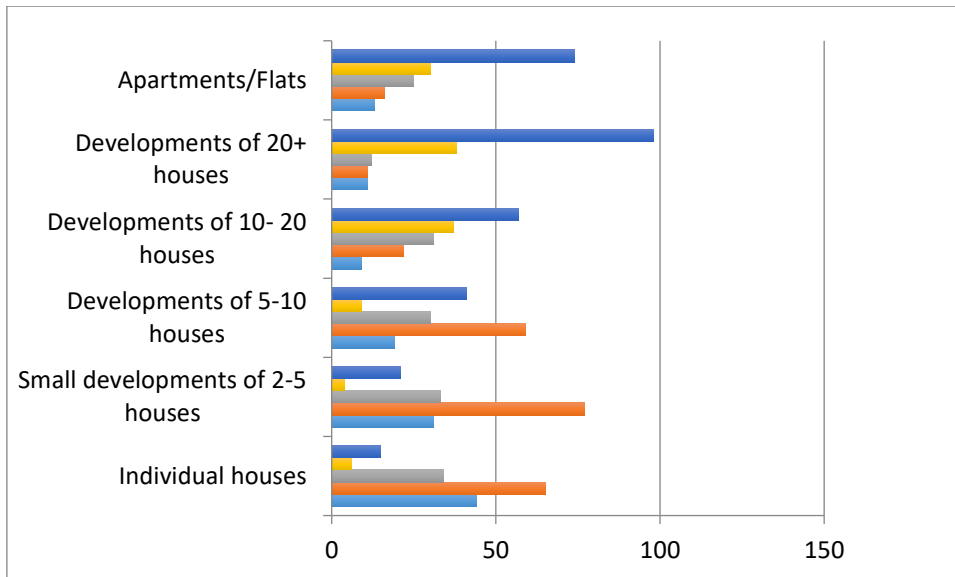
When it came to the location of new industrial units Widegates and next to existing units was a popular choice. However the highest response was for elsewhere with small numbers of preference for various locations scattered around the Parish.

8. Please add any additional comments on Employment & Enterprise here

There was a mixture of additional responses with eight stating that no new units are needed while there was also general encouragement especially for local employment and environmentally friendly business.

Section 4: Housing & Development

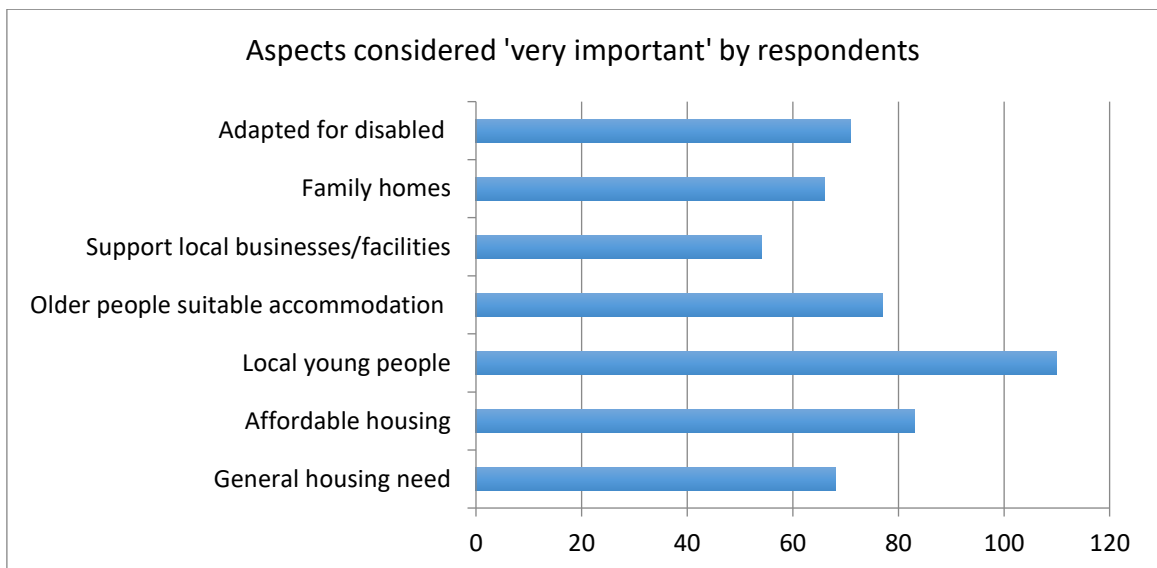
1. What size of future housing development would you prefer to see in Morval Parish?



There was strong support for smaller developments within the parish with 66% of responses either supporting or strongly supporting individual houses followed by 2-5 houses and 5-10 supported by 65% and 49% respectively.

80% of respondents either strongly opposed or opposed developments of 20+ houses with a further 66% opposed to flats or apartments within the Parish.

2. How important do you feel new housing development is in the Parish to each of the following?

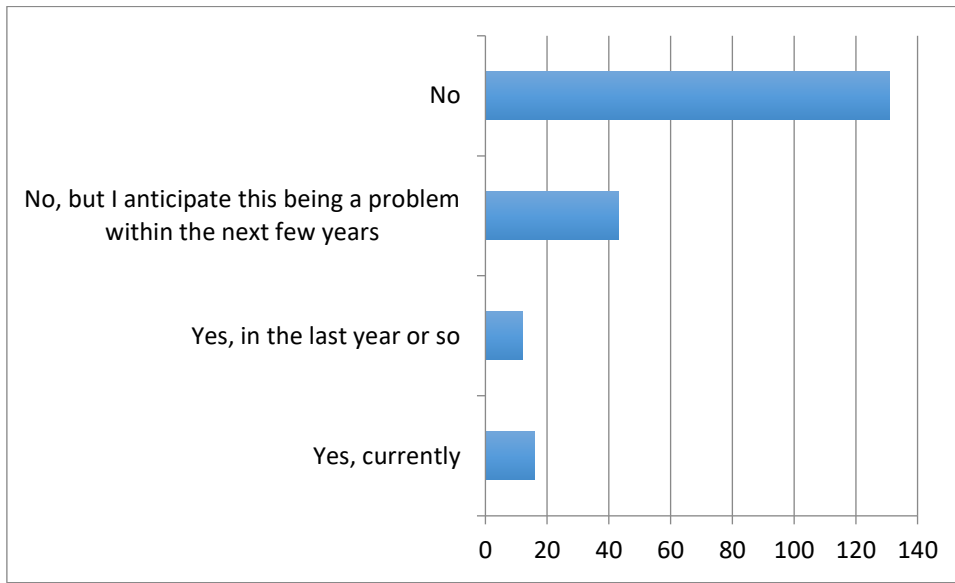


Respondents felt most importantly that new housing developments should enable local young people to remain or move into the Parish, with the provision of affordable housing

next most important. There was also considerable support for suitable accommodation for older people.

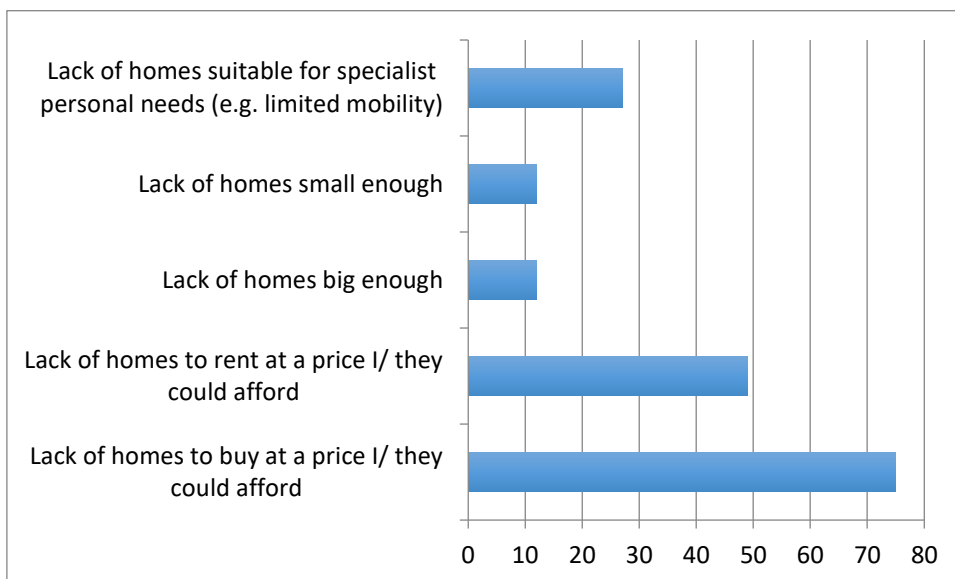
Additional comments raised the issue of infrastructure needs, the protection of green spaces and no over development.

3. Have you or any member of your family (even if they don't live with you now) recently had a problem finding suitable living accommodation in the Parish?



The vast majority of respondents 65% hadn't encountered any problems with accessing suitable living accommodation. This doesn't diminish the impact on the 13% who are either currently having problems or have in the last year, additionally 21% of respondents anticipated having problems within the next few years.

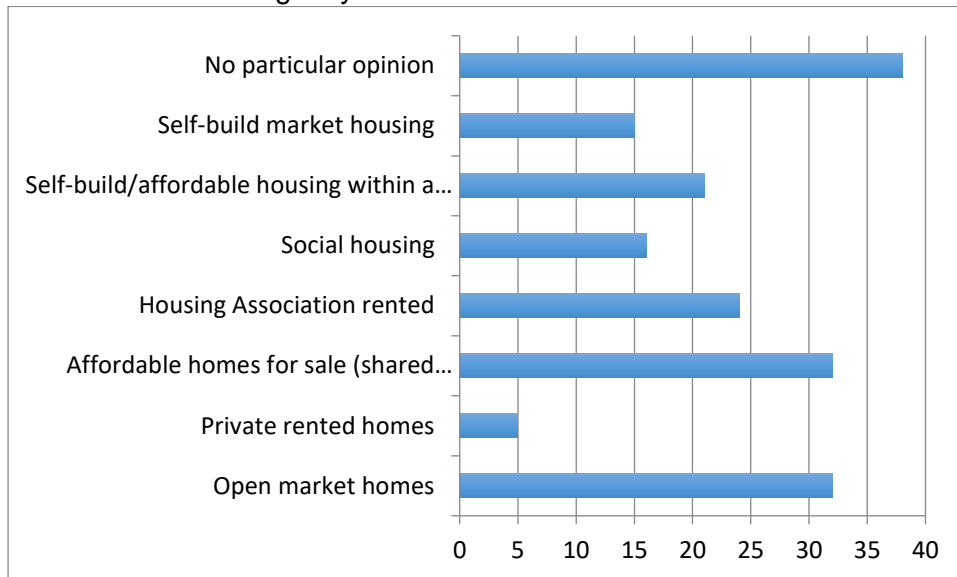
4. What is the exact nature of the problem?



Affordability was the key issue with 43% being unable to find a property to buy within their price range while a further 28% couldn't find rental property that was affordable. Homes for those with specialist personal needs were also identified as an issue by 15% of respondents.

Additional comments included that there isn't a housing problem and no new houses are required.

5. What kind of housing do you think is needed for new homes in the Parish?

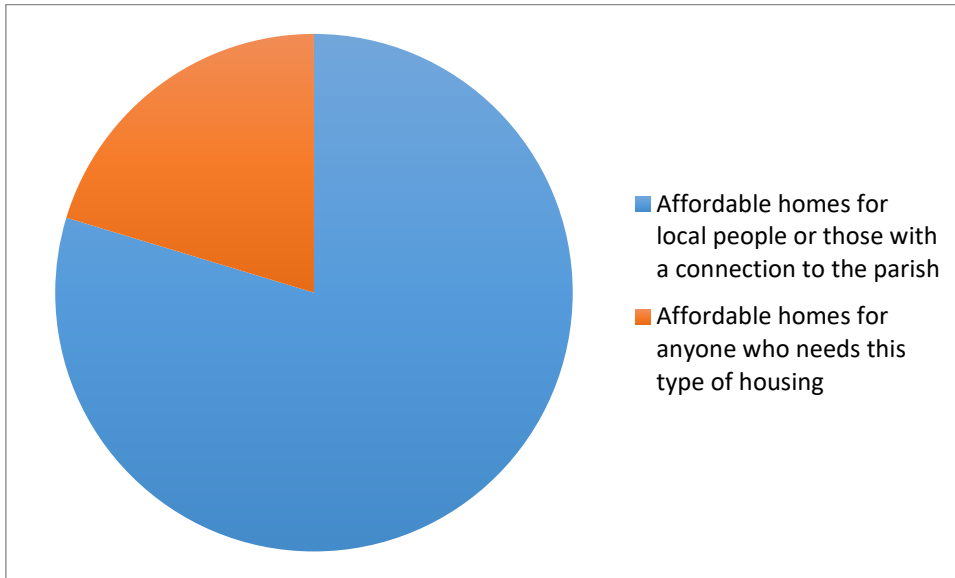


While 21% of respondents had no particular opinion about the type of new housing needed a further 17% felt that the most important was either affordable homes for sale through a housing association or open market housing.

6. Please make any comments regarding Question 5 above

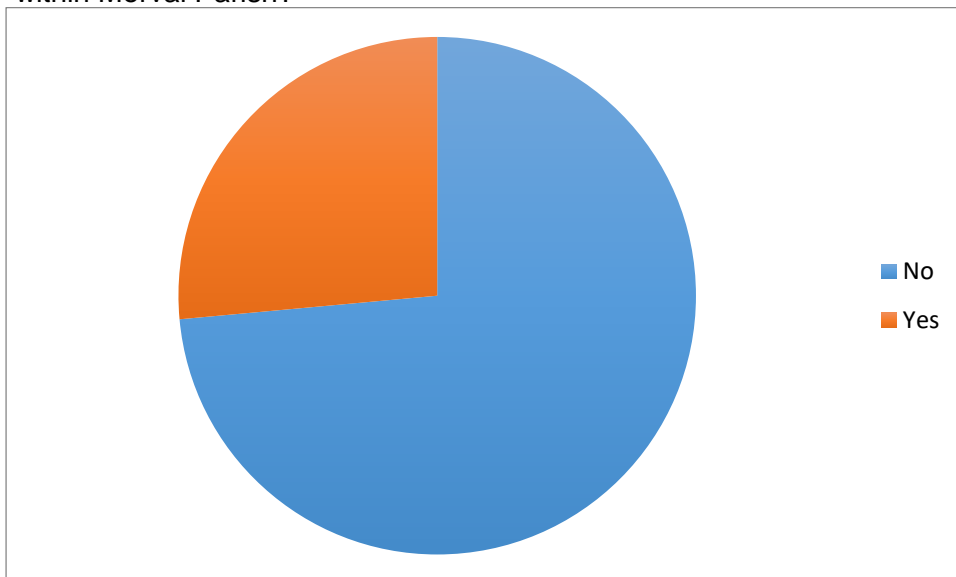
The more popular additional comments highlighted again the need for affordable homes for young people however there were 10 responses stating that no new development was required in the Parish.

7. If you think there should be affordable housing in the Parish, for sale or to rent, who should this be for?



Nearly 80% of respondents felt that affordable housing should be provided for people with a local connection to the Parish. Additional comments highlighted that priority should be locals and especially local young people.

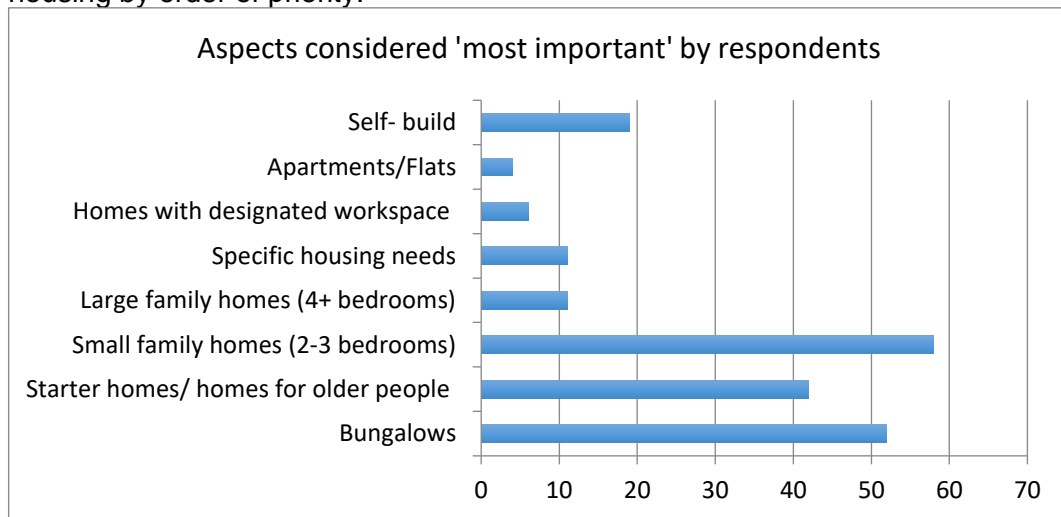
8. Would you like to provide details of any sites you feel may be suitable for development within Morval Parish?



Forty-one responses were received which provided details of sites, which might be suitable for development within the Parish. These included:

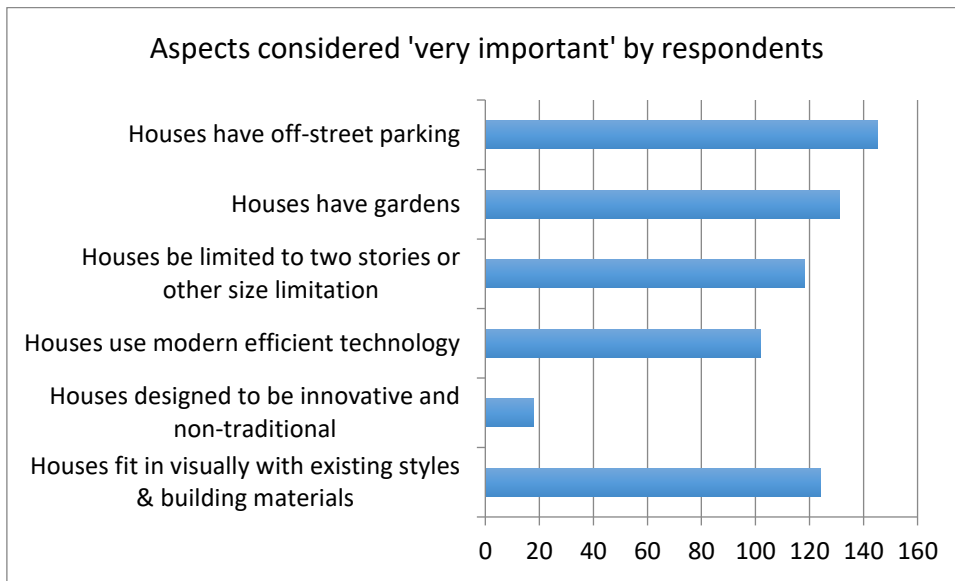
- Nomansland
- Allocated triangle in Widegates
- Morval Estate
- Widegates
- Snooty Fox
- Morval
- Use Widegates industrial estate
- Near Bindown flats and Nomansland
- Peripheral to Widegates and Nomansland
- Any brownfield
- Between Morview Road and Tremayne Terrace
- Derelict Farmland as long as infrastructure also provided
- A387 between Gellies Hill and Narrows
- Between Widegates and Morval Estate
- Opposite Bindown Stores
- Wringworthy Cottages
- Infill and rounding off

9. What type of new housing should be built in the parish? Please rank up to 5 types of housing by order of priority.



It was clear from the responses that small family homes, starter homes and bungalows were the most popular types of new housing that residents preferred.

10. Thinking about any new HOUSING development in the parish, how important to you is each of the following?

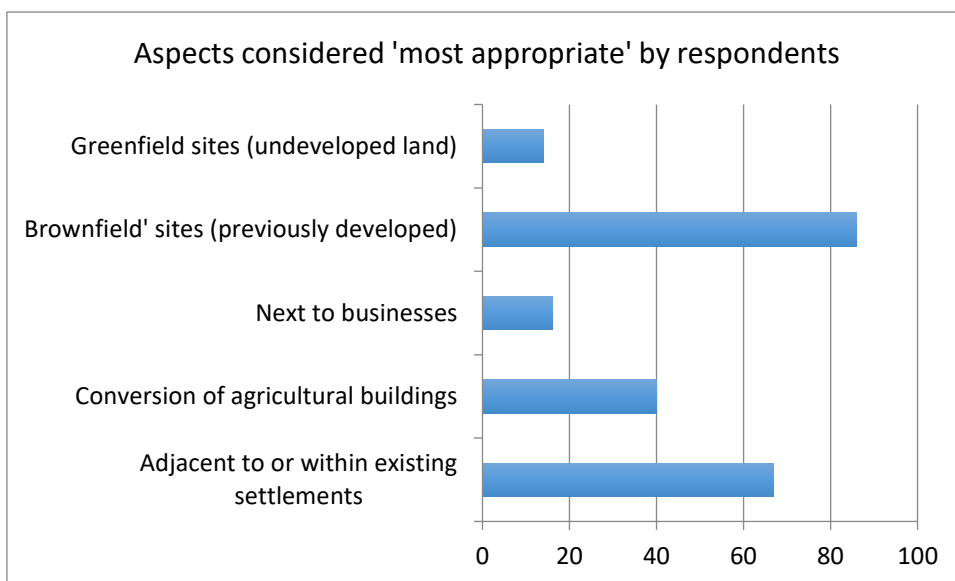


Nearly all of the options given in the questionnaire had 57% support or over with particular importance was for new homes to have off street parking (76%). The only option that didn't get much support was for innovative on non-traditional buildings with only 11% of respondents thinking this was very important.

11. Do you have any further comments about the design of new housing in Morval Parish?

Most responses stated that new houses should be of traditional build in keeping with the existing character of the parish and there was a re-emphasis on smaller homes.

12. In considering sites to accommodate more housing in the parish, other than development on individual plots, which of the following do you feel are appropriate?



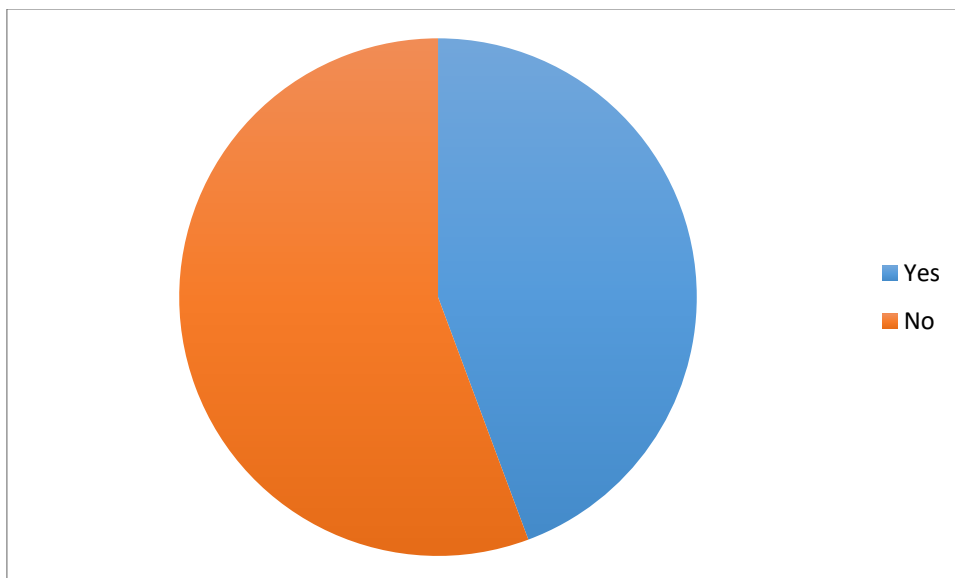
Nearly 48% of respondents felt that it was very important to accommodate new housing on brownfield sites i.e. those that have been previously built on, while 38% felt sites adjacent to or within the existing settlements would be most appropriate.

13. Do you have any further comments about housing issues in Morval Parish?

Further comments brought up whether there is any need for new homes but also highlighted that there needs to be consideration for infrastructure and facilities in the Parish.

Section 5: Tourism

1. Should the Parish be promoting tourism further?



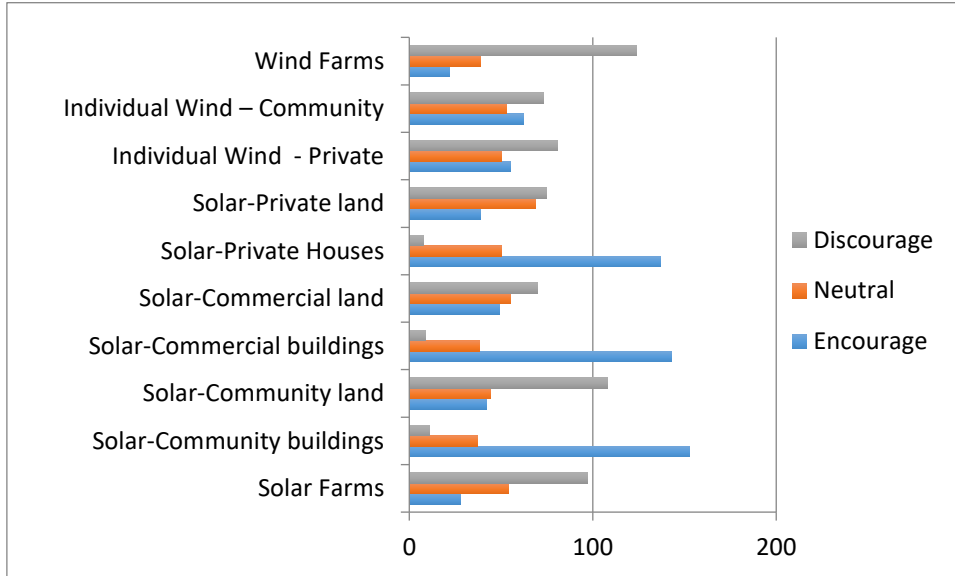
Nearly 56% of respondents did not think that the Parish should be actively promoting this sector further.

2. Do you have any thoughts on tourism in the Parish?

The key response when asked about tourism was that there were plenty of sites and attractions nearby such as the proximity of the moors and beaches. There were several responses stating that there should be no second home ownership and that these properties should either be owner occupied or rented.

Section 6: Energy Efficiency and Renewable Energy

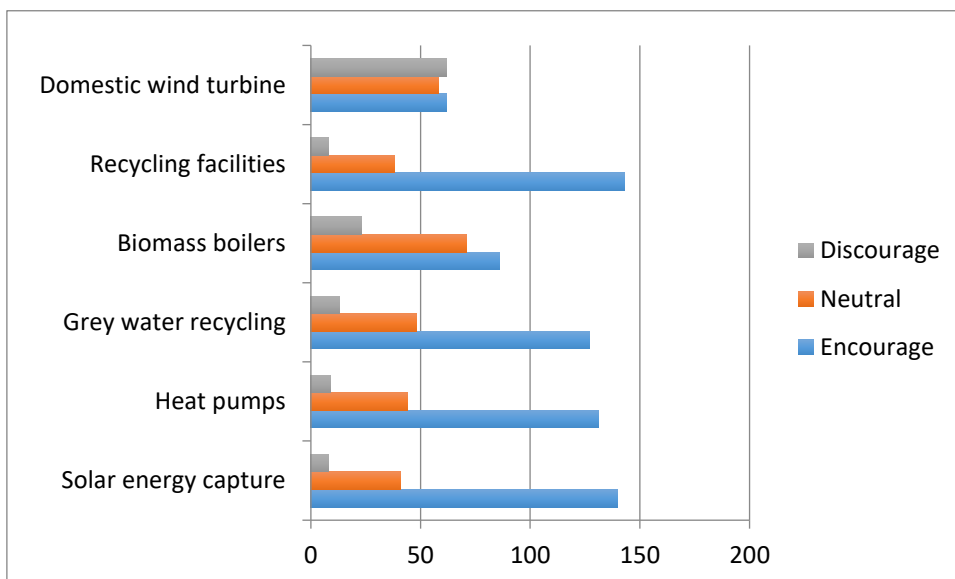
1. Acknowledging a balance needs to be struck between the benefits of clean energy generation and their environmental impact. Which of the following renewable energy methods would you like to encourage in the Parish?



Solar was the most popular form of renewable energy with over 70% of respondents wanting to encourage panels on community and commercial buildings as well as private houses.

Larger scale renewable energy sources were less welcome with 67% feeling wind farms should be discouraged and 55% of respondents felt the same way about solar farms and solar panels on community land.

2. Would you support a Parish policy to encourage all new builds and major refurbishments to include (where feasible) the following:



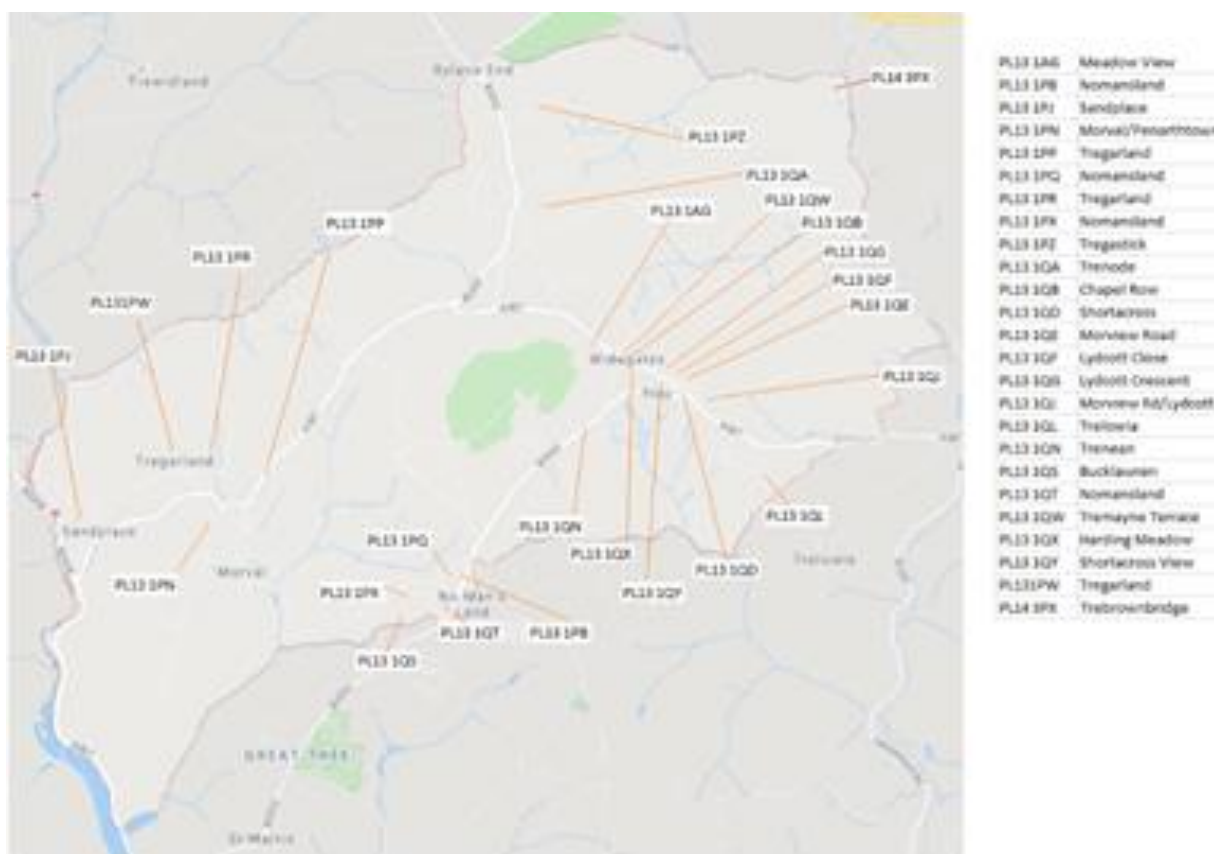
There was support for energy saving measures that could be included within new builds with solar energy capture, ground or air source heat pumps, recycling facilities and grey water recycling being encouraged by over 67% of respondents.

Section 7: Your Details

1. Please can you provide your postcode.

Altogether, questionnaires were delivered to 350 addresses, and 204 completed questionnaires were returned. Among these, it was clear that 8 households returned more than one questionnaire, suggesting that 196 households responded. From the demographic information, over 100 of the responses might have represented the views of a couple or family, though this was only clearly stated in a few cases.

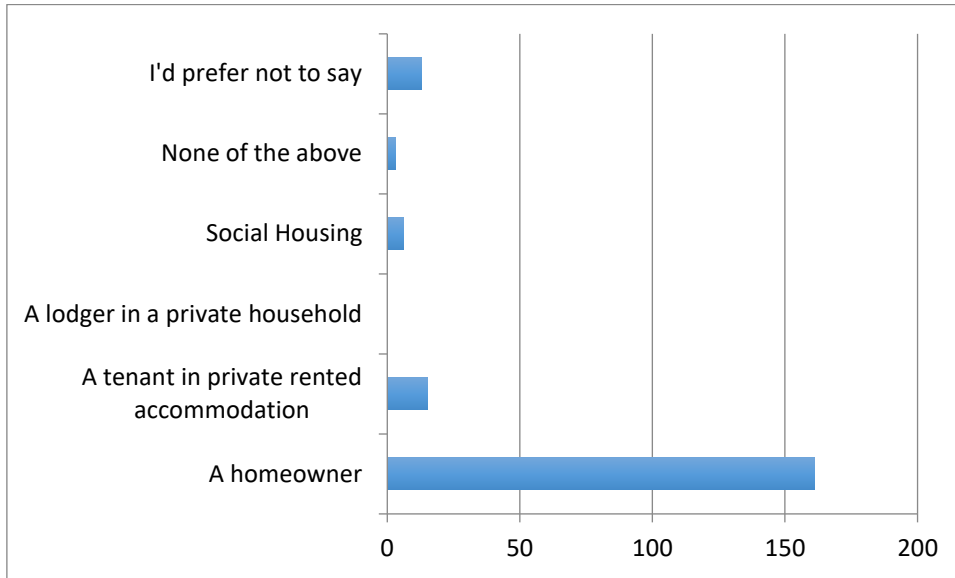
Responses by Postcode



In addition, 8 responses gave 'PL13' or PL13 1', 1 gave an incorrect postcode and 8 gave no postcode.

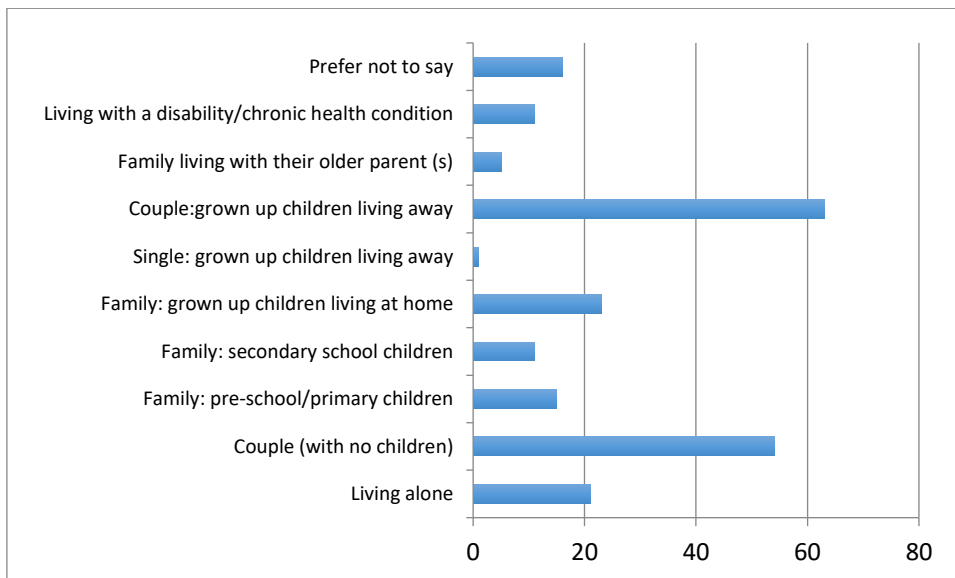
Section 8: Demographic Information

1. What is your residential status? Please tick all those that apply



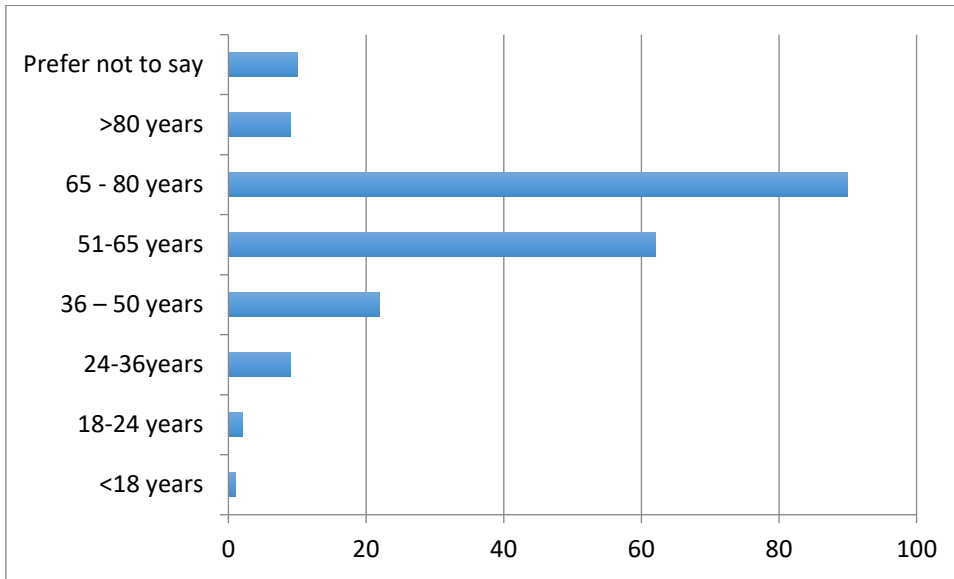
Over 81% of those that responded owned their own home, while 10% renting their home either through the private sector or through social housing.

2. How would you describe the current make-up of your household? (ONE RESPONSE PER HOUSEHOLD)



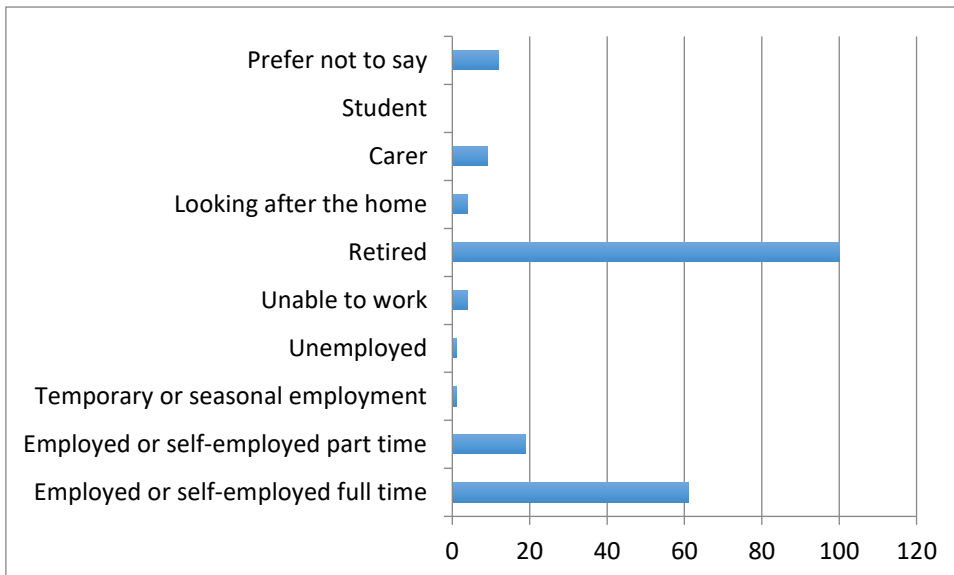
Couples either with children living away or with no children were the highest respondents with over 53% of the responses. A further 22% were living with children in the household and 5% were living with a disability or a chronic health condition.

3. How old are you?



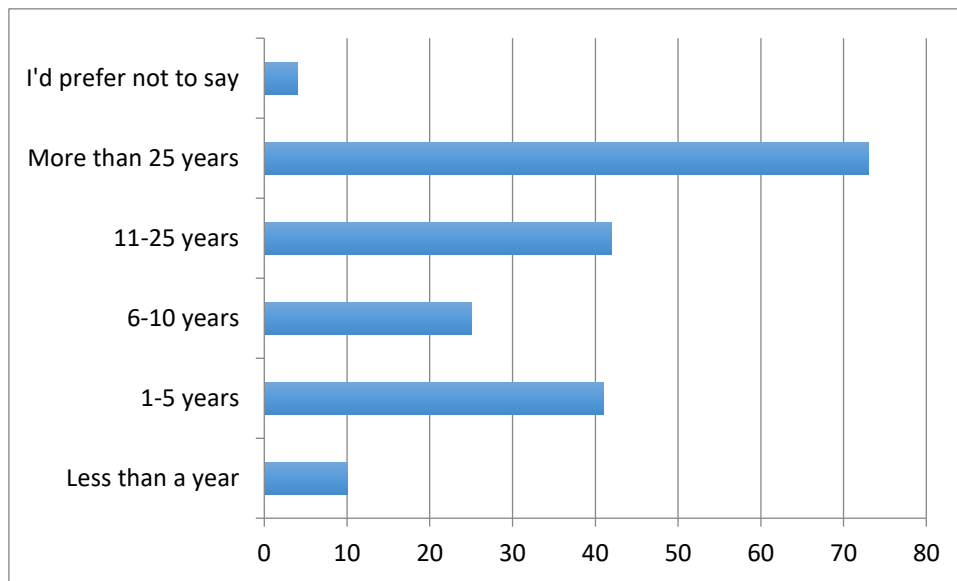
26% of residents of the parish fall into the 65-80 age group and yet over 47% of responses were from this age range. While this is the case the responses from the 18-24, 24-36, 36-50 and 51-65 age ranges were generally of a ratio with the percentage of that age group in the parish. The biggest difference was from the <18 age group where only one response was received despite nearly 17% of the Parish being within this age range.

4. What is your current employment situation?



Over 47% of respondents were retired which fits with age range on the previous questions while a further 40% were employed either full or part time.

5. How long have you and/or your family lived in the Parish?



Over 58% of responses came from people who had lived in the parish over 11 years and of those 37% had lived here for over 25 years. This again ties in with the age range of those who responded. Only 5% of responses had lived in the Parish for under a year.

5. Conclusions

Some main themes can be drawn from the data collected by this questionnaire.

Community, Heritage and Environment

- The majority of the community think the parish is a good place to live and work and value the rural nature of the area.
- There was concern about the overdevelopment of Widegates and support for the protection of its village green.
- The natural environment should be protected and enhanced where possible.
- There was a mixed response to the current community facilities both in terms of their current use and what improvements could be made.

Transport and Getting around

- There was considerable concern about the speed of traffic in the Parish particularly along the A387 at Widegates.
- The lack of pedestrian pathways was also a concern.

Employment & Enterprise

- Faster broadband and improvements to mobile reception were seen as important infrastructure requirements.
- There was support for new small start-up units or work hubs.
- Over half of respondents felt the Parish should be encouraging more shops within the Parish; there was also support for food and drink establishments, artisan crafts industry and post office facilities particularly in Widegates.

Housing & Development

- There was support for small scale housing development particularly individual or up to 5 units.
- Providing new homes for local young people was seen as very important, and support was given to both affordable and open market homes.
- A lack of accessing suitable housing wasn't seen as an issue although given that over 78% of respondents had lived in the Parish for over 6 years this might still be an issue. Of those that responded that it was an issue affordability was the key issue.

- The community felt that the most important new homes should be small family homes, bungalows or small starter homes. They were supportive of off-street parking, gardens and that they fit in with existing styles and materials.
- Respondents felt that it was very important to accommodate new housing on brownfield sites although this will be limited to what sites exist within the Parish. Otherwise development should be adjacent to or within the existing settlements would be most appropriate.

Tourism

- There was no majority to promote tourism within Parish any further.

Energy Efficiency and Renewable Energy

- Overall the community was supportive of small-scale renewable forms of renewable energy particularly solar panels.
- There was not support for large-scale energy generation such as wind or solar farms.
- There was support for energy saving measures that could be included within new builds such as solar energy capture, ground or air source heat pumps, recycling facilities and grey water recycling